


LightCraft Coastal Patrol



SCY DESIGN
48 Sweetgum St, Ashmore Qld 4214, Australia
Ph: (617) 5597 3521 www.scy.net.au



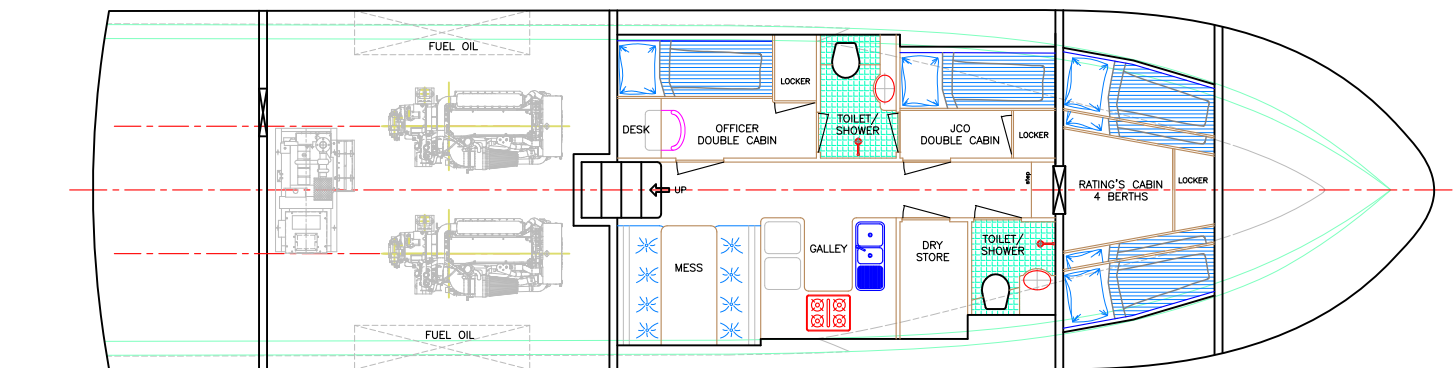
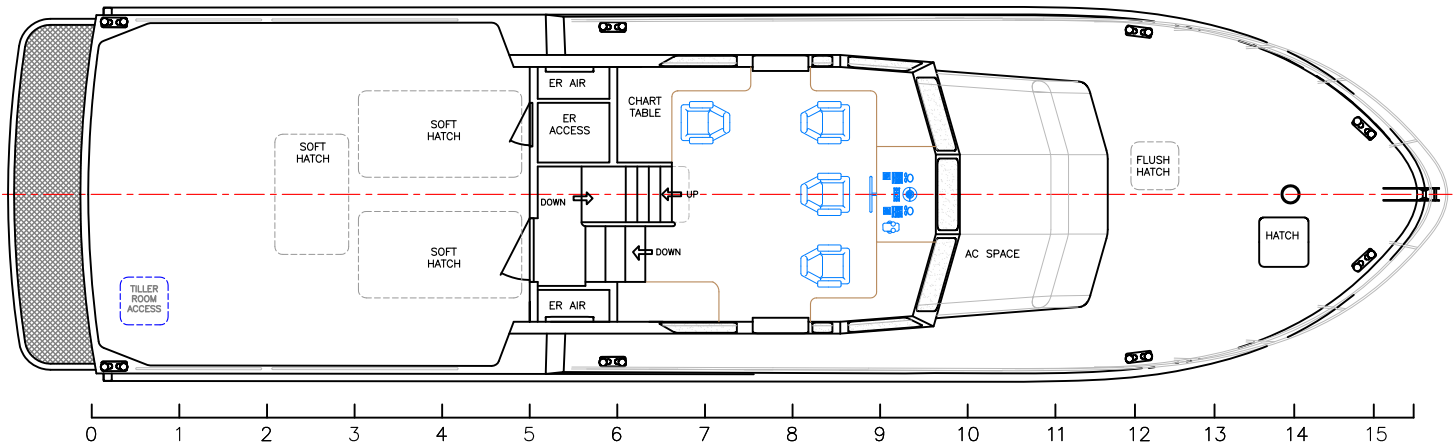
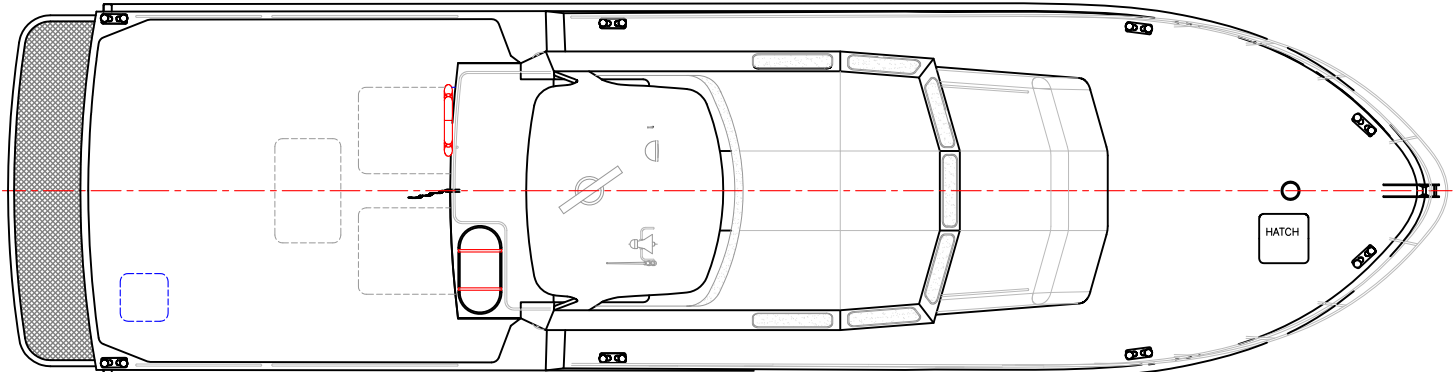

PRINCIPAL PARTICULARS

LOA: 18.0m
 Lmoulded: 16.8m
 LWL: 16.2m
 Bmoulded: 4.6m
 DRAFT: 1.15m
 SPEED: 30knots
 MAIN ENGINE: 2 x MTU S60
 597kW @ 2300rpm
 GEARBOX: 2 x Twin Disc MG5114A
 PROPULSION: 2 x FIXED PITCH PROPS
 FUEL: 3000lts
 AFT DECK: 22.0m2

CLASS STANDARD:
 DNV 1A1 HSLC R3 PATROL
 SURVEY: USL 2B

CONSTRUCTION:
 MARINE GRADE ALUMINIUM

17m Coastal Patrol



LightCraft
 aluminium patrol boats

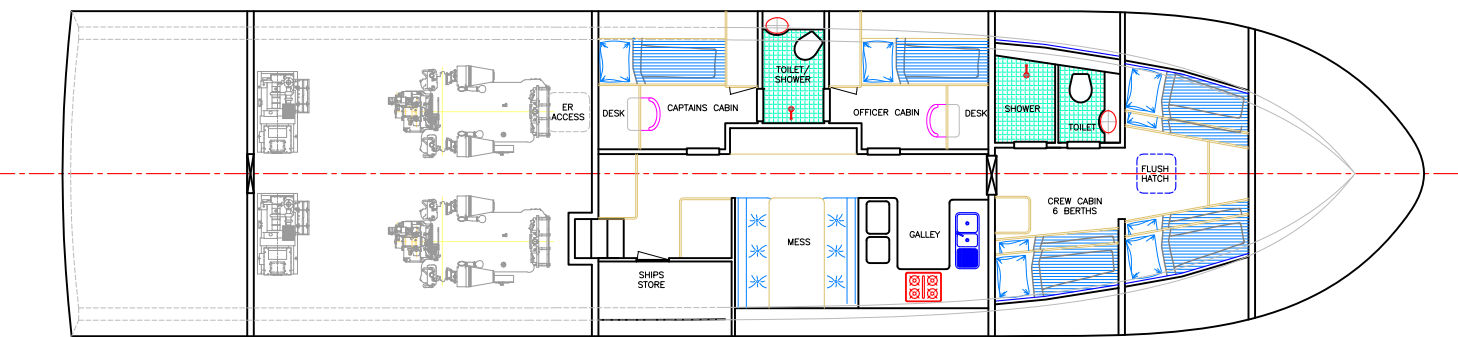
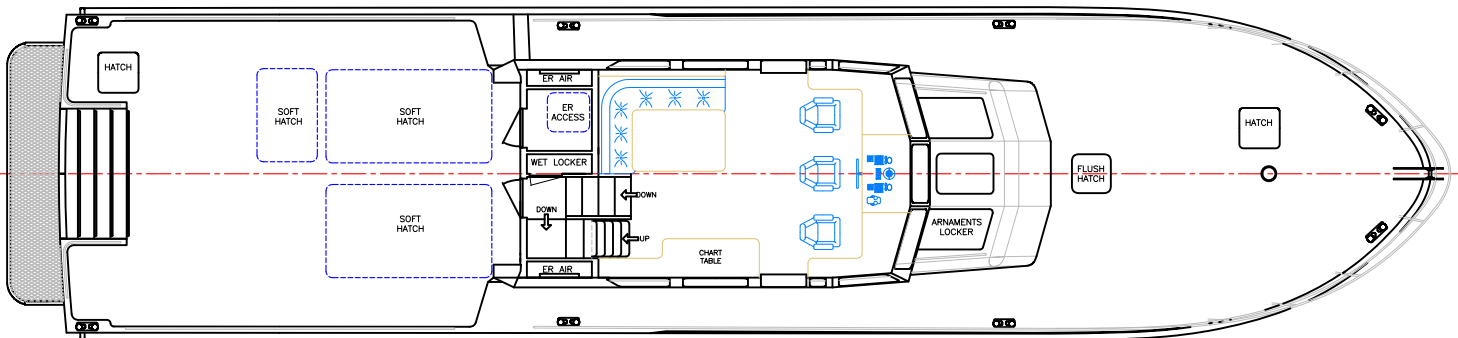
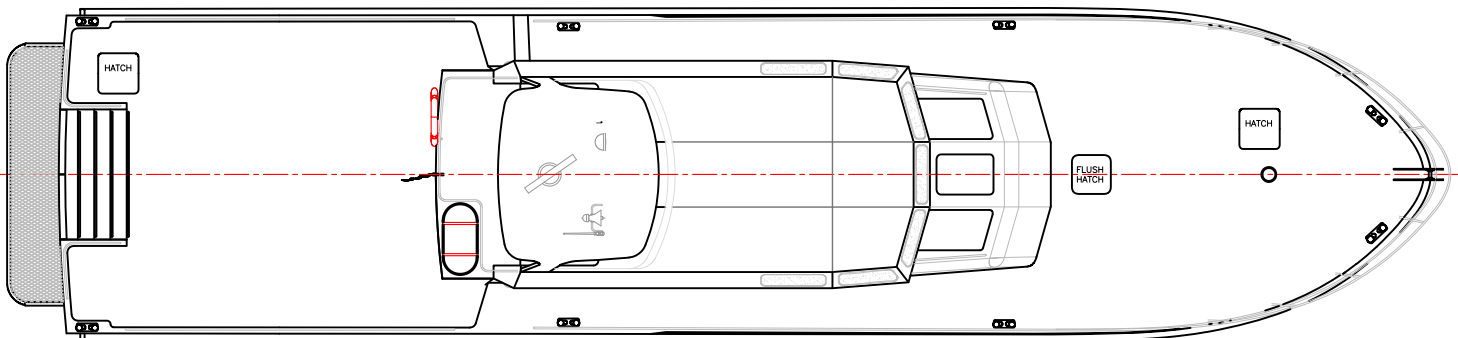
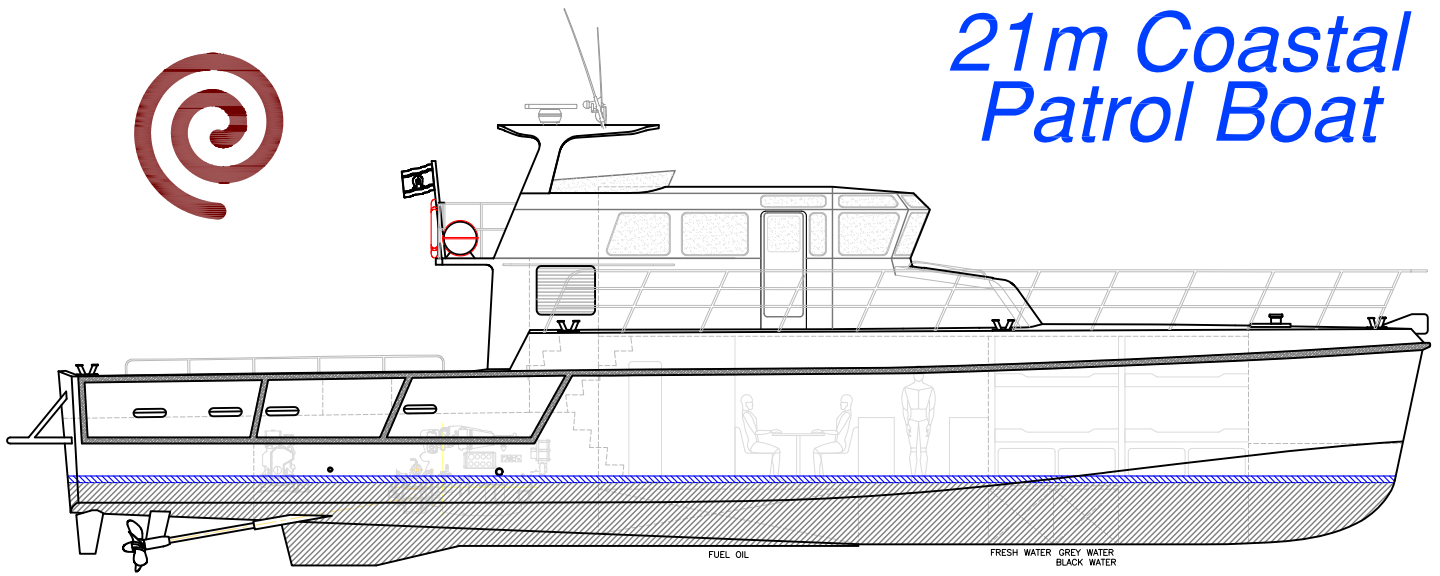
VESSEL: 16.8m FAST PATROL CRAFT
 TITLE: GENERAL ARRANGEMENT
 DWG No: P16.8-100 DATE: 27/7/2010 SCALE: DRAWN: MDW

SCY DESIGN
 Consulting Naval Architects & Mechanical Engineers
 48 Sweetgum St, Ashmore, Queensland 4214, Australia
 Ph: 617 5597 3521 www.scy.net.au

copyright © THIS DRAWING AND THE INFORMATION CONTAINED HEREON IS SUPPLIED ON THE UNDERSTANDING THAT IT IS THE EXCLUSIVE PROPERTY OF SOUTHPORT CUSTOMARYACHTS PTY. LTD. AND MUST NOT BE USED OR REPRODUCED IN WHOLE OR IN PART WITHOUT PERMISSION IN WRITING.



21m Coastal Patrol Boat



LOA: 22.4m
 Lmoulded: 21.0m
 LWL: 18.5m
 BEAM: 5.0m
 DRAFT: 1.2m

FUEL: 5000lts
 WATER: 1000lts
 BERTHS: 9 (3+6)
 SPEED (100%mc): 28knots
 SPEED (70%mc): 24knots

MAIN ENGINES: 2 x CAT C18 Acert
 747kW @ 2300rpm
 GEARBOX: ZF550a
 PROPULSION: 32" 5 BLADE PROPS
 AUXILLARY: 2 x 35kVa
 RANGE(25kn): 500nm

CLASS STANDARD:
 DNV 1A1 HSLC R3 PATROL
 SURVEY: USL 2B

CONSTRUCTION:
 MARINE GRADE ALUMINIUM

LightCraft
 aluminium patrol boats

VESSEL: 21m FAST PATROL CRAFT	
TITLE: GENERAL ARRANGEMENT	
DWG No: P20-100	DATE: 6/6/2006
SCALE:	DRAWN: MDW
copyright ©	

SCY Design
 Consulting Naval Architects & Marine Industrial Designers
 48 Sweetgum St, Ashmore, Queensland 4214, Australia
 Ph: 617 5597 3521 www.scy.net.au

THIS DRAWING AND THE INFORMATION CONTAINED HEREON IS SUPPLIED ON THE UNDERSTANDING THAT IT IS THE EXCLUSIVE PROPERTY OF SOUTHPORT CUSTOM YACHTS PTY. LTD. AND MUST NOT BE USED OR REPRODUCED IN WHOLE OR IN PART WITHOUT PERMISSION IN WRITING.

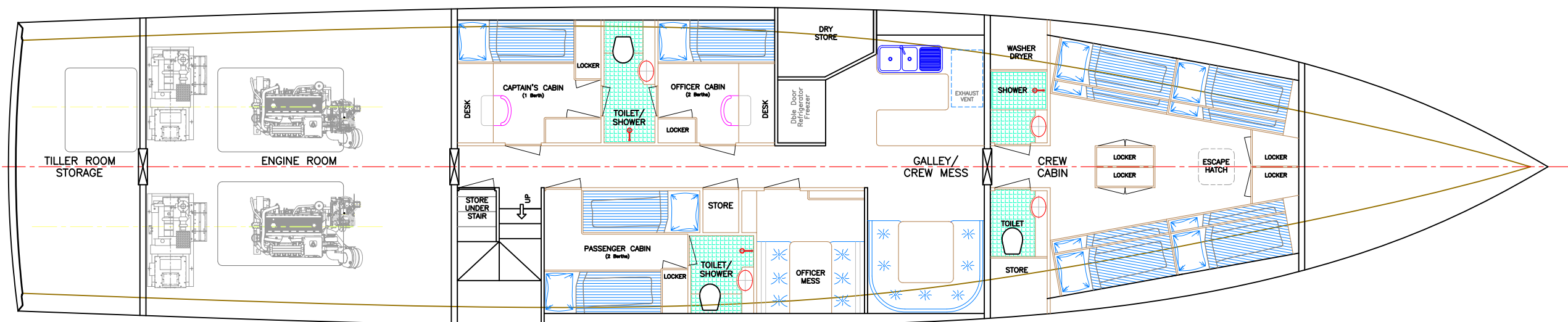
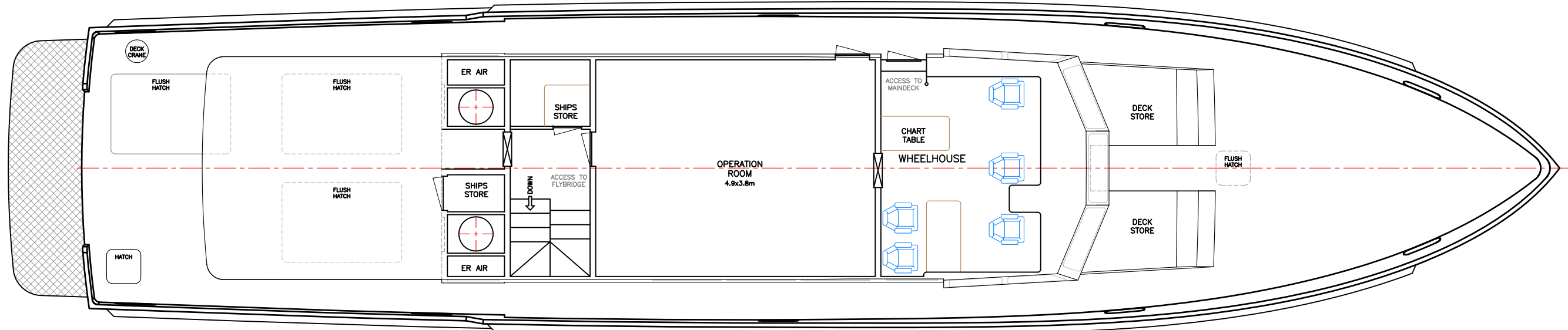
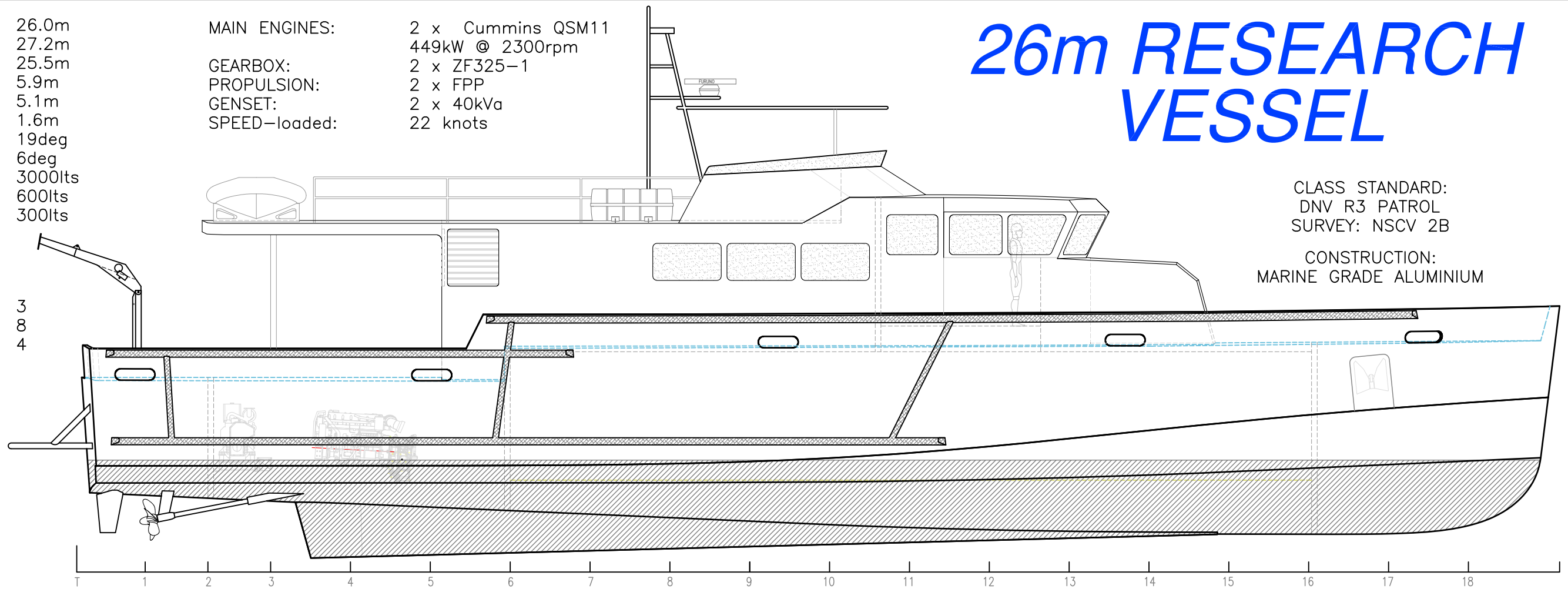
Lmoulded: 26.0m
 LOA: 27.2m
 LWL: 25.5m
 BEAM: 5.9m
 Bchine: 5.1m
 DRAFT: 1.6m
 DEADRISE@LCB: 19deg
 DEADRISE@Tr: 6deg
 FUEL: 3000lts
 WATER: 600lts
 SULLAGE: 300lts

MAIN ENGINES: 2 x Cummins QSM11
 449kW @ 2300rpm
 GEARBOX: 2 x ZF325-1
 PROPULSION: 2 x FPP
 GENSET: 2 x 40kVa
 SPEED-loaded: 22 knots

26m RESEARCH VESSEL

CLASS STANDARD:
 DNV R3 PATROL
 SURVEY: NSCV 2B
 CONSTRUCTION:
 MARINE GRADE ALUMINIUM

PERSONNEL:
 OFFICER: 3
 CREW: 8
 PASSENGERS: 4



VESSEL: 26m Research Vessel
 TITLE: General Arrangement
 DWG No: 26RV-100
 DATE: 6/6/2013
 SCALE:
 DRAWN: MDW
 REV: DATE:
 Copyright © THIS DRAWING AND THE INFORMATION CONTAINED HEREON IS SUPPLIED ON THE UNDERSTANDING THAT IT IS THE EXCLUSIVE PROPERTY OF SOUTHPORT CUSTOM YACHTS PTY. LTD. AND MUST NOT BE USED OR REPRODUCED IN WHOLE OR IN PART WITHOUT PERMISSION IN WRITING.
 Consulting Naval Architects & Mechanical Engineers
 SCY DESIGN
 48 Shearwater St, Ashmore, Queensland 4214, Australia
 Ph: 017 5587 5221 Fax: 017 5587 5229 www.scy.net.au

30m Coastal Patrol Boat

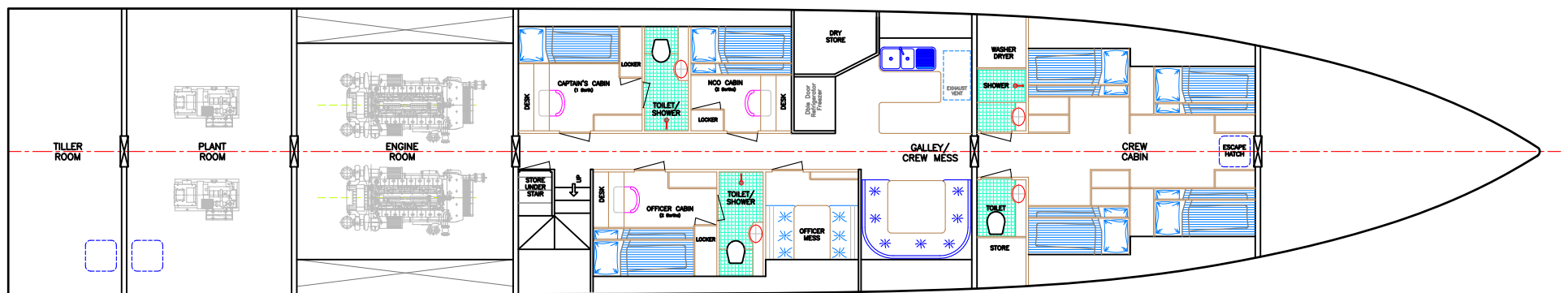
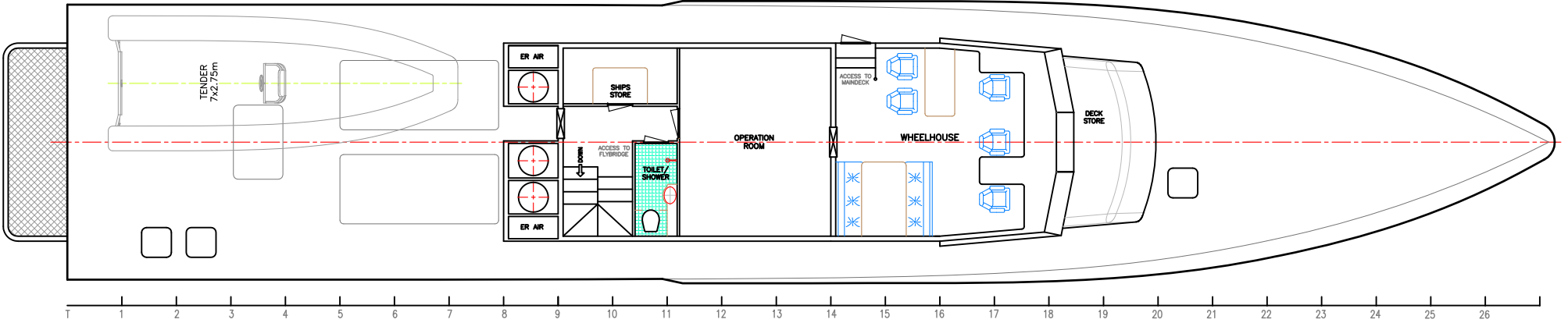
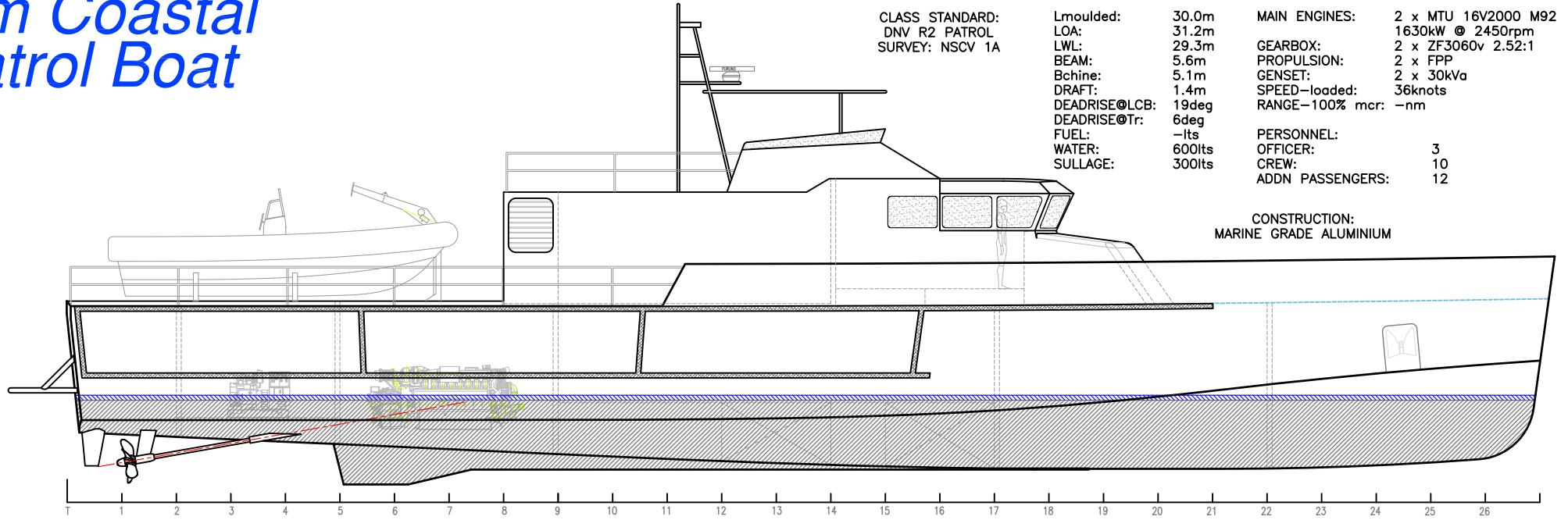
CLASS STANDARD:
DNV R2 PATROL
SURVEY: NSCV 1A

Lmoulded: 30.0m
LOA: 31.2m
LWL: 29.3m
BEAM: 5.6m
Bchine: 5.1m
DRAFT: 1.4m
DEADRISE@LCB: 19deg
DEADRISE@Tr: 6deg
FUEL: -lts
WATER: 600lts
SULLAGE: 300lts

MAIN ENGINES: 2 x MTU 16V2000 M92
1630kW @ 2450rpm
GEARBOX: 2 x ZF3060v 2.52:1
PROPULSION: 2 x FPP
GENSET: 2 x 30kVa
SPEED-loaded: 36knots
RANGE-100% mcr: -nm

PERSONNEL: 3
OFFICER: 3
CREW: 10
ADDN PASSENGERS: 12

CONSTRUCTION:
MARINE GRADE ALUMINIUM



VESSEL: 30m Fast Patrol
 TITLE: Prelim General Arrangement
 DWG No: 30p-100
 DATE: 12/4/2010
 SCALE: MOW
 REVISION: 1
 DATE: 1
 CONSULTING NAVAL ARCHITECTS & MECHANICAL ENGINEERS
 48 Shepparton St, Melbourne, Queensland 4214, Australia
 Ph: 017 5597 3221 Fax: 017 5597 3229 www.scydesign.com
 SCY DESIGN

THIS DRAWING AND THE INFORMATION CONTAINED HEREIN IS SUPPLIED ON THE UNDERSTANDING THAT IT IS THE EXCLUSIVE PROPERTY OF SCY DESIGN CONSULTING ENGINEERS PTY LTD AND MUST NOT BE REPRODUCED OR REFINISHED IN WHOLE OR IN PART WITHOUT PERMISSION IN WRITING.